


# TRR

## MAIN FEATURES

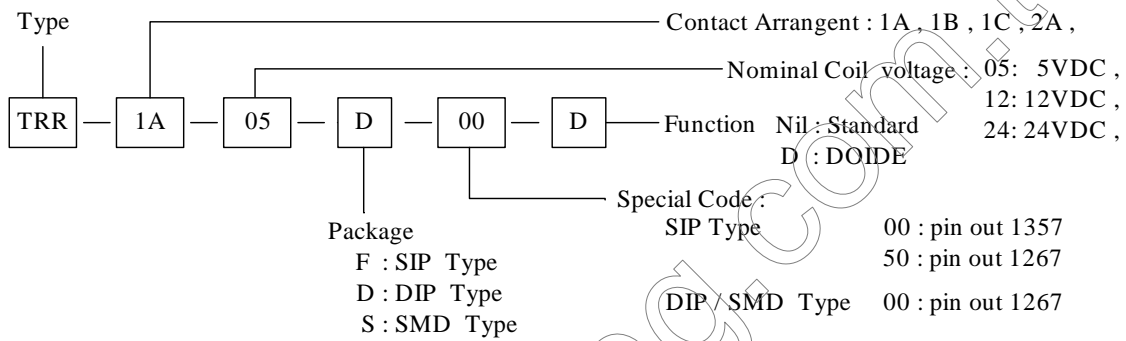
- <sup>1</sup> Miniature, cost-effective switching solution.
- <sup>1</sup> State of the art capsule designs.
- <sup>1</sup> Molded construction for compatibility with automatic board processing.
- <sup>1</sup> Epoxy-molded dual-in-line package.
- <sup>1</sup> Completely washable.

## APPLICATIONS

- <sup>1</sup> Measuring equipment, Communication equipment, Control equipment, Appliances, etc.



## ORDERING INFORMATION



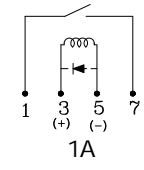
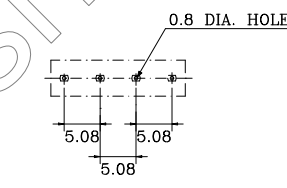
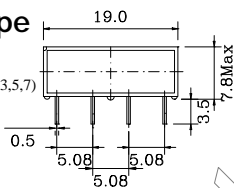
## DIMENSION (unit:mm)

## DRILLING (unit:mm)

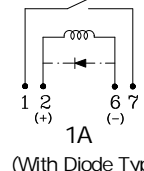
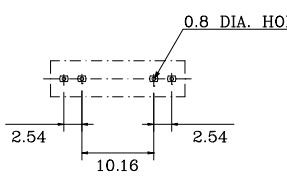
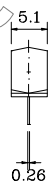
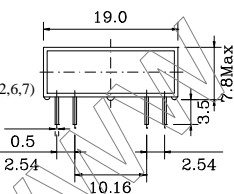
## WIRING DIAGRAM

### SIP Type

TRR-00  
(00: PIN OUT 1,3,5,7)

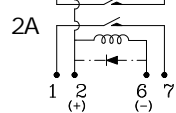
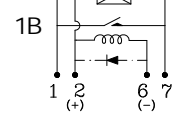
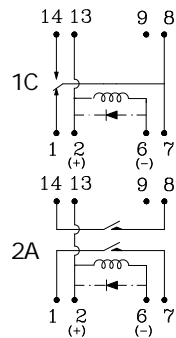
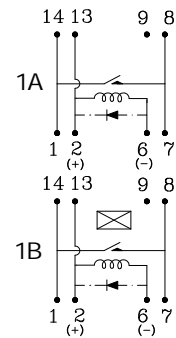
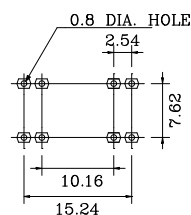
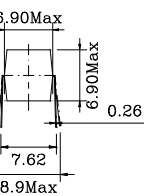
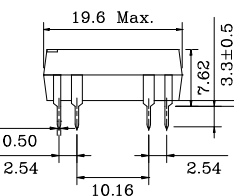
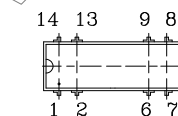


TRR-50  
(50: PIN OUT 1,2,6,7)



(With Diode Type Options)

### DIP Type



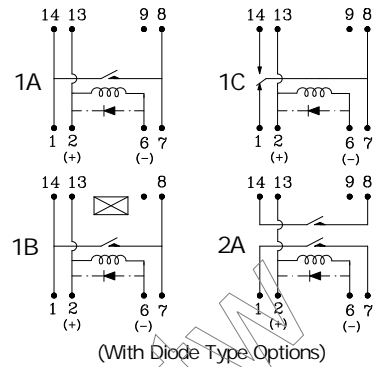
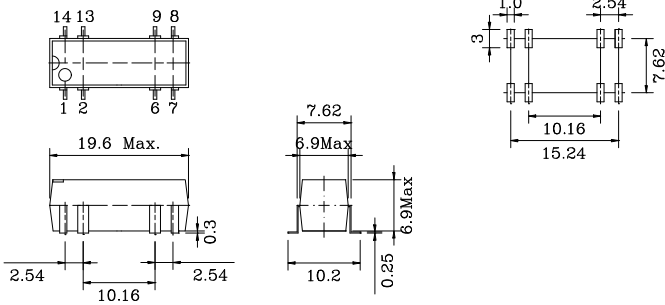
(With Diode Type Options)

**DIMENSION**(unit:mm)

**DRILLING**(unit:mm)

**WIRING DIAGRAM**

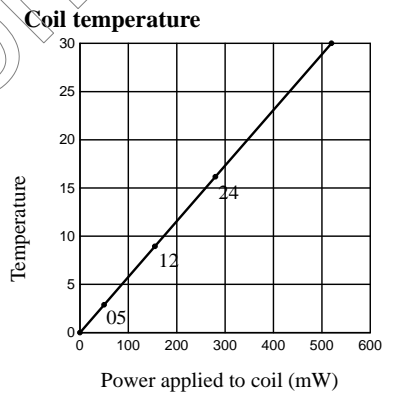
**SMD Type**



**COIL DATA CHART (AT20<sup>1</sup>/<sub>4</sub>C)**

**REFERENCE DATA**

Coil Sensitivity	Nominal Voltage (VDC)	Max. Operate Voltage (VDC)	Nominal Current (mA)	Coil Resistance (Ω)±10%	Power Consumption (mW)	Pull-In Voltage (VDC)	Drop-Out Voltage (VDC)
TRR-1A	5	6	10	500	50	3.75	0.8
	12	14.5	12	1000	144	9.0	1.0
TRR-1B	24	29	11.2	2150	268	18.0	2.0
	5	11	25	200	125	3.75	0.8
TRR-1C	12	20	24	500	288	9.0	1.0
	24	32	11.2	2150	268	18.0	2.0
TRR-2A	5	11	35.7	140	179	3.75	0.8
	12	20	24	500	288	9.0	1.0
	24	32	11.2	2150	268	18.0	2.0



**PERFORMANCE**

Contact form		1A/1B/2A	1C
Switching Current		0.5ADC Max.	0.2ADC Max.
Carry Current		1.0ADC Max.	0.5ADC Max.
Switching Power		10VA Max.	3VA Max.
Electrical Life		1×10 <sup>8</sup> (10VDC 10mA)	5×10 <sup>7</sup> (5VDC 1mA)
Contact Resistance		150mΩ Max.	
Operation Time (including bounce time)		1.0msec. Max.	
Release Time (including bounce time)		1.0msec. Max.	
Maximum Voltage		100VDC Max.	30VAC/DC Max.
Insulation Resistance		10 <sup>10</sup> Ω Min.	10 <sup>9</sup> Ω Min.
Dielectric Strength	Between coil & contact	1400VDC	
	Between contacts	250VDC	
Temperature Range	Operating Temp.	-40 to +85°C	
	Storage Temp.	-55 to +125°C	
Shock Resistance		30G Min.	
Weight		abt. 1.8grs	
UL File No.		E156521	

