

Interactive Catalog Replaces Catalog Pages

Honeywell Sensing and Control has replaced the PDF product catalog with the new **Interactive Catalog**. The **Interactive Catalog** is a power search tool that makes it easier to find product information. It includes more installation, application, and technical information than ever before.



**Click this icon to try the new
Interactive Catalog.**

Sensing and Control

Honeywell Inc.


11 West Spring Street

Freeport, Illinois 61032

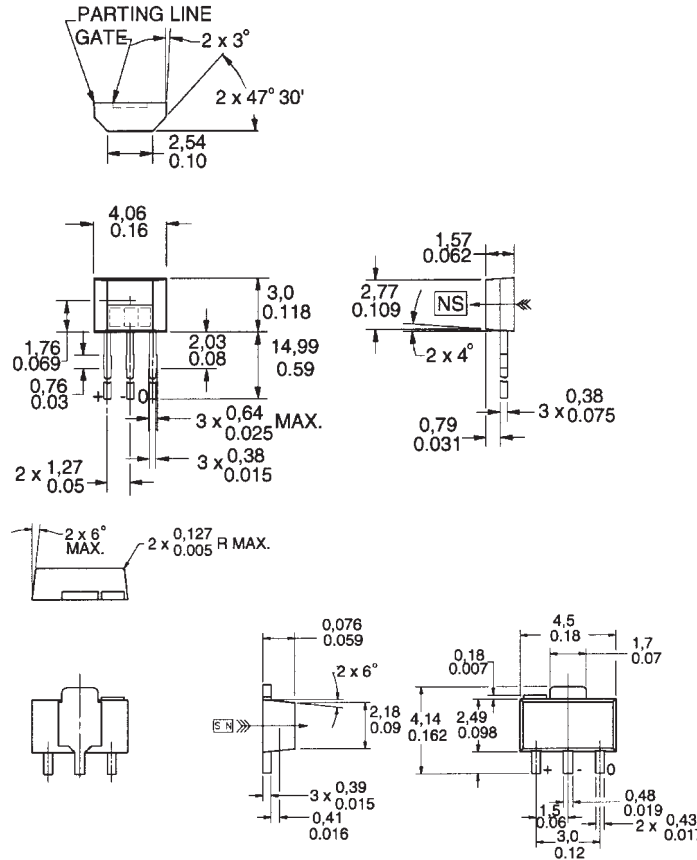
Solid State Sensors

Analog Position Sensors

SS49/SS19 Series



MOUNTING DIMENSIONS (For reference only)



Note: The SS19 is also available on tape and reel. Dimensions page 13.

FEATURES

- 4 to 10 VDC supply voltage
- High output current capability – 10 mA continuous, 20 mA max.
- Ratiometric output
- Low supply current – 4 mA typ., for battery operation (@ 5V)
- Very small, industry accepted packages
- Available on tape and reel for automated assembly
- Responds to North or South pole
- Linear output voltage over wide magnetic flux range
- Best for applications with narrow temperature fluctuation

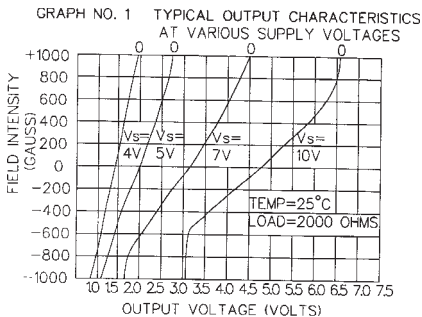
ORDER GUIDE

Catalog Listing	SS49/SS19/SS19T
Supply Voltage	4 to 10 VDC
Supply Current	4 mA typ.
Output Type	Sourcing
Output Voltage @ 0 Gauss	1.75 to 2.25 V @ 5 V, 25°C
Sensitivity (measured between -400 and +400 gauss)	0.60 to 1.25 mV/gauss

TYPICAL LINEAR OUTPUT CHARACTERISTICS*

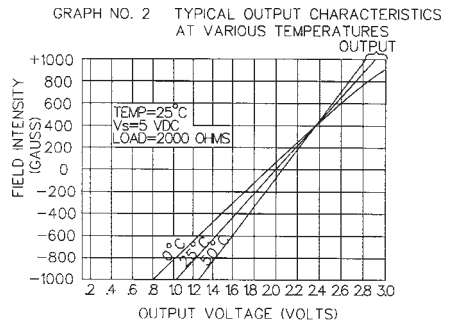
Graph #1

This graph displays the relationship between supply voltage and the combined effects of a change in sensitivity (gain) and null voltage output at room temperature. The sensitivity variation is represented by a change in the slope of the curve. The null voltage shifts the entire curve.



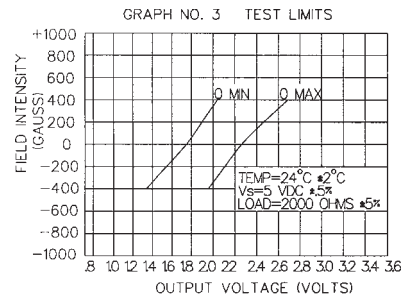
Graph #2

At 5 VDC supply voltage, these curves represent the typical performance of the SS49/SS19 over temperature.



Graph #3

This graph indicates the conditions under which we test the SS49/SS19, and defines the limits of the product. These limits do not take temperature or supply voltage variations into account.



* Illustrated characteristics are typical. Production lot sensor characteristics will be in the general range of those shown.

Analog