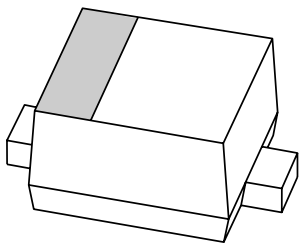


# DATA SHEET



## **BZX585 series** Voltage regulator diodes

Product specification  
Supersedes data of 2000 Jun 06

2000 Oct 20

# Voltage regulator diodes

# BZX585 series

### FEATURES

- Total power dissipation: max. 300 mW
- Two tolerance series:  $\pm 2\%$  and  $\pm 5\%$
- Working voltage range: nom. 2.4 to 15 V (E24 range).

### APPLICATIONS

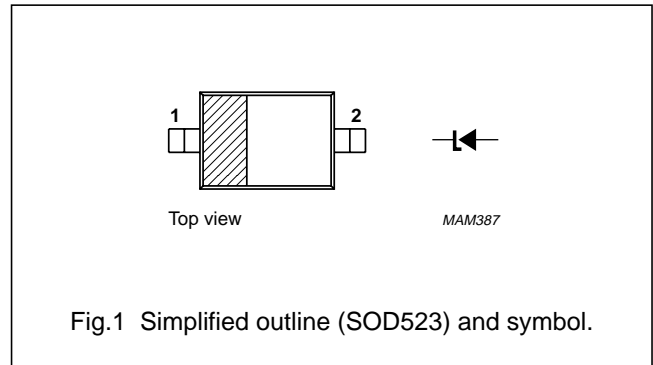
- General regulation functions.

### DESCRIPTION

Low-power voltage regulator diodes in a small plastic SMD SOD523 package. The diodes are available in the normalized E24  $\pm 2\%$  (BZX585-B) and  $\pm 5\%$  (BZX585-C) tolerance range. The series consists of 20 types with nominal working voltages from 2.4 to 15 V.

### PINNING

PIN	DESCRIPTION
1	cathode
2	anode



### MARKING

TYPE NUMBER	MARKING CODE	TYPE NUMBER	MARKING CODE	TYPE NUMBER	MARKING CODE	TYPE NUMBER	MARKING CODE
BZX585-B2V4	C1	BZX585-B6V2	E1	BZX585-C2V4	F1	BZX585-C6V2	H1
BZX585-B2V7	C2	BZX585-B6V8	E2	BZX585-C2V7	F2	BZX585-C6V8	H2
BZX585-B3V0	C3	BZX585-B7V5	E3	BZX585-C3V0	F3	BZX585-C7V5	H3
BZX585-B3V3	C4	BZX585-B8V2	E4	BZX585-C3V3	F4	BZX585-C8V2	H4
BZX585-B3V6	C5	BZX585-B9V1	E5	BZX585-C3V6	F5	BZX585-C9V1	H5
BZX585-B3V9	C6	BZX585-B10	E6	BZX585-C3V9	F6	BZX585-C10	H6
BZX585-B4V3	C7	BZX585-B11	E7	BZX585-C4V3	F7	BZX585-C11	H7
BZX585-B4V7	C8	BZX585-B12	E8	BZX585-C4V7	F8	BZX585-C12	H8
BZX585-B5V1	C9	BZX585-B13	E9	BZX585-C5V1	F9	BZX585-C13	H9
BZX585-B5V6	C0	BZX585-B15	E0	BZX585-C5V6	F0	BZX585-C15	H0

## Voltage regulator diodes

## BZX585 series

**LIMITING VALUES**

In accordance with the Absolute Maximum Rating System (IEC 60134).

SYMBOL	PARAMETER	CONDITIONS	MIN.	MAX.	UNIT
$I_F$	continuous forward current		–	200	mA
$I_{ZSM}$	non-repetitive peak reverse current	$t_p = 100 \mu\text{s}$ ; square wave; $T_{\text{amb}} = 25 \text{ }^\circ\text{C}$ prior to surge	see Table 1		
$P_{\text{tot}}$	total power dissipation	$T_{\text{amb}} = 25 \text{ }^\circ\text{C}$ ; note 1	–	300	mW
$T_{\text{stg}}$	storage temperature		–65	+150	$^\circ\text{C}$
$T_j$	junction temperature		–	150	$^\circ\text{C}$

**Note**

1. Device mounted on an FR4 printed-circuit board with approximately 35 mm<sup>2</sup> Cu area at cathode tab.

**ELECTRICAL CHARACTERISTICS****Total BZX585-B and C series** $T_j = 25 \text{ }^\circ\text{C}$  unless otherwise specified.

SYMBOL	PARAMETER	CONDITIONS	MAX.	UNIT
$V_F$	forward voltage	$I_F = 10 \text{ mA}$ ; see Fig.2	0.9	V
$I_R$	reverse current			
	BZX585-B/C2V4	$V_R = 1 \text{ V}$	50	$\mu\text{A}$
	BZX585-B/C2V7	$V_R = 1 \text{ V}$	20	$\mu\text{A}$
	BZX585-B/C3V0	$V_R = 1 \text{ V}$	10	$\mu\text{A}$
	BZX585-B/C3V3	$V_R = 1 \text{ V}$	5	$\mu\text{A}$
	BZX585-B/C3V6	$V_R = 1 \text{ V}$	5	$\mu\text{A}$
	BZX585-B/C3V9	$V_R = 1 \text{ V}$	3	$\mu\text{A}$
	BZX585-B/C4V3	$V_R = 1 \text{ V}$	3	$\mu\text{A}$
	BZX585-B/C4V7	$V_R = 2 \text{ V}$	3	$\mu\text{A}$
	BZX585-B/C5V1	$V_R = 2 \text{ V}$	2	$\mu\text{A}$
	BZX585-B/C5V6	$V_R = 2 \text{ V}$	1	$\mu\text{A}$
	BZX585-B/C6V2	$V_R = 4 \text{ V}$	3	$\mu\text{A}$
	BZX585-B/C6V8	$V_R = 4 \text{ V}$	2	$\mu\text{A}$
	BZX585-B/C7V5	$V_R = 5 \text{ V}$	1	$\mu\text{A}$
	BZX585-B/C8V2	$V_R = 5 \text{ V}$	700	nA
	BZX585-B/C9V1	$V_R = 6 \text{ V}$	500	nA
	BZX585-B/C10	$V_R = 7 \text{ V}$	200	nA
BZX585-B/C11	$V_R = 8 \text{ V}$	100	nA	
BZX585-B/C12	$V_R = 8 \text{ V}$	100	nA	
BZX585-B/C13	$V_R = 8 \text{ V}$	100	nA	
BZX585-B/C15	$V_R = 10.5 \text{ V}$	50	nA	

## Voltage regulator diodes

## BZX585 series

**Table 1** Per type BZX585-B/C2V4 to B/C15 $T_j = 25\text{ °C}$  unless otherwise specified.

BZX585- B or C XXX	WORKING VOLTAGE $V_Z$ (V) at $I_{Ztest} = 5\text{ mA}$				DIFFERENTIAL RESISTANCE $r_{dif}$ ( $\Omega$ )				TEMP. COEFF. $S_Z$ (mV/K) at $I_{Ztest} = 5\text{ mA}$ (see Figs 3 and 4)	DIODE CAP. $C_d$ (pF) at $f = 1\text{ MHz}$ ; $V_R = 0\text{ V}$	NON-REPETITIVE PEAK REVERSE CURRENT $I_{ZSM}$ (A) at $t_p = 100\text{ }\mu\text{s}$ ; $T_{amb} = 25\text{ °C}$
	Tol. $\pm 2\%$ (B)		Tol. $\pm 5\%$ (C)		at $I_{Ztest} = 1\text{ mA}$		at $I_{Ztest} = 5\text{ mA}$				
	MIN.	MAX.	MIN.	MAX.	TYP.	MAX.	TYP.	MAX.			
2V4	2.35	2.45	2.28	2.52	275	400	70	100	-1.3	450	6.0
2V7	2.65	2.75	2.57	2.84	300	450	75	100	-1.4	440	6.0
3V0	2.94	3.06	2.85	3.15	325	500	80	95	-1.6	425	6.0
3V3	3.23	3.37	3.14	3.47	350	500	85	95	-1.8	410	6.0
3V6	3.53	3.67	3.42	3.78	375	500	85	90	-1.9	390	6.0
3V9	3.82	3.98	3.71	4.10	400	500	85	90	-1.9	370	6.0
4V3	4.21	4.39	4.09	4.52	410	600	80	90	-1.7	350	6.0
4V7	4.61	4.79	4.47	4.94	425	500	50	80	-1.2	325	6.0
5V1	5.00	5.20	4.85	5.36	400	480	40	60	-0.5	300	6.0
5V6	5.49	5.71	5.32	5.88	80	400	15	40	1.0	275	6.0
6V2	6.08	6.32	5.89	6.51	40	150	6	10	2.2	250	6.0
6V8	6.66	6.94	6.46	7.14	30	80	6	15	3.0	215	6.0
7V5	7.35	7.65	7.13	7.88	15	80	2	10	3.6	170	4.0
8V2	8.04	8.36	7.79	8.61	20	80	2	10	4.3	150	4.0
9V1	8.92	9.28	8.65	9.56	20	100	2	10	5.2	120	3.0
10	9.80	10.20	9.50	10.50	20	150	2	10	6.0	110	3.0
11	10.78	11.22	10.45	11.55	25	150	2	10	6.9	110	2.5
12	11.76	12.24	11.40	12.60	25	150	2	10	7.9	105	2.5
13	12.74	13.26	12.35	13.65	25	170	2	10	8.8	105	2.5
15	14.70	15.30	14.25	15.75	25	200	3	15	10.7	100	2.0

## Voltage regulator diodes

## BZX585 series

**THERMAL CHARACTERISTICS**

<b>SYMBOL</b>	<b>PARAMETER</b>	<b>CONDITIONS</b>	<b>VALUE</b>	<b>UNIT</b>
$R_{th\ j-a}$	thermal resistance from junction to ambient	note 1	350	K/W
$R_{th\ j-s}$	thermal resistance from junction to solder point	note 2	65	K/W

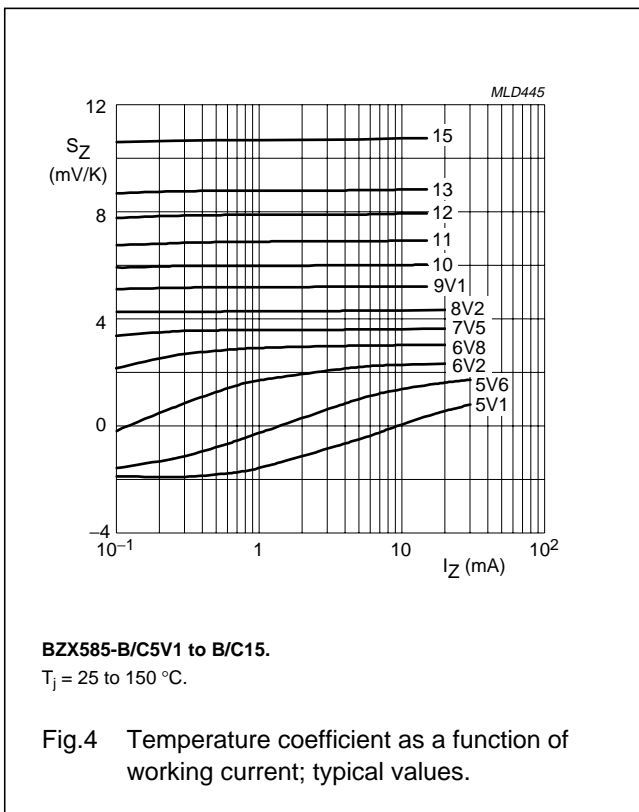
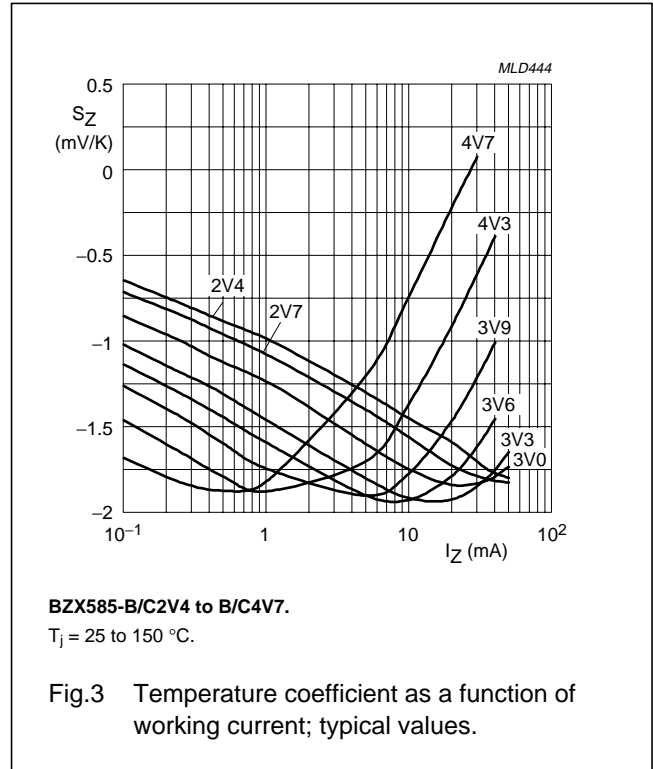
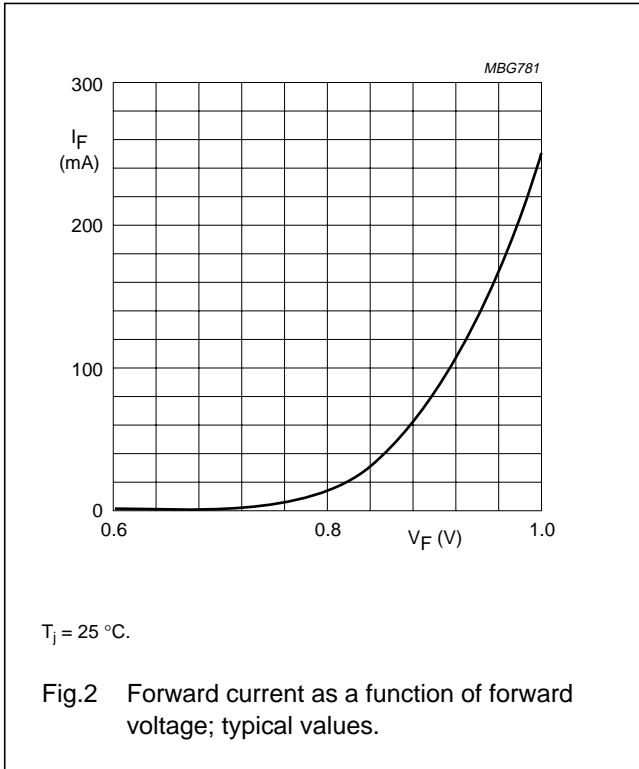
**Notes**

1. Device mounted on a FR4 printed-circuit board with approximately 35 mm<sup>2</sup> Cu area at cathode tab.
2. Solder point at cathode tab.

Voltage regulator diodes

BZX585 series

GRAPHICAL DATA



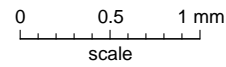
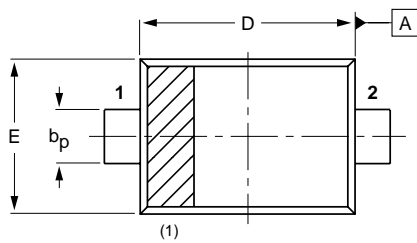
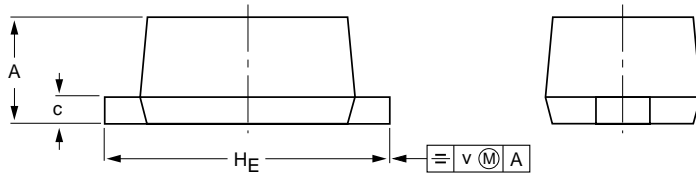
Voltage regulator diodes

BZX585 series

PACKAGE OUTLINE

Plastic surface mounted package; 2 leads

SOD523



DIMENSIONS (mm are the original dimensions)

UNIT	A	bp	c	D	E	HE	v
mm	0.7 0.5	0.35 0.25	0.2 0.1	1.3 1.1	0.9 0.7	1.7 1.5	0.15

Note

1. The marking bar indicates the cathode.

OUTLINE VERSION	REFERENCES				EUROPEAN PROJECTION	ISSUE DATE
	IEC	JEDEC	EIAJ			
SOD523			SC-79			98-11-25

## Voltage regulator diodes

## BZX585 series

## DATA SHEET STATUS

DATA SHEET STATUS	PRODUCT STATUS	DEFINITIONS <sup>(1)</sup>
Objective specification	Development	This data sheet contains the design target or goal specifications for product development. Specification may change in any manner without notice.
Preliminary specification	Qualification	This data sheet contains preliminary data, and supplementary data will be published at a later date. Philips Semiconductors reserves the right to make changes at any time without notice in order to improve design and supply the best possible product.
Product specification	Production	This data sheet contains final specifications. Philips Semiconductors reserves the right to make changes at any time without notice in order to improve design and supply the best possible product.

## Note

1. Please consult the most recently issued data sheet before initiating or completing a design.

## DEFINITIONS

**Short-form specification** — The data in a short-form specification is extracted from a full data sheet with the same type number and title. For detailed information see the relevant data sheet or data handbook.

**Limiting values definition** — Limiting values given are in accordance with the Absolute Maximum Rating System (IEC 60134). Stress above one or more of the limiting values may cause permanent damage to the device. These are stress ratings only and operation of the device at these or at any other conditions above those given in the Characteristics sections of the specification is not implied. Exposure to limiting values for extended periods may affect device reliability.

**Application information** — Applications that are described herein for any of these products are for illustrative purposes only. Philips Semiconductors make no representation or warranty that such applications will be suitable for the specified use without further testing or modification.

## DISCLAIMERS

**Life support applications** — These products are not designed for use in life support appliances, devices, or systems where malfunction of these products can reasonably be expected to result in personal injury. Philips Semiconductors customers using or selling these products for use in such applications do so at their own risk and agree to fully indemnify Philips Semiconductors for any damages resulting from such application.

**Right to make changes** — Philips Semiconductors reserves the right to make changes, without notice, in the products, including circuits, standard cells, and/or software, described or contained herein in order to improve design and/or performance. Philips Semiconductors assumes no responsibility or liability for the use of any of these products, conveys no licence or title under any patent, copyright, or mask work right to these products, and makes no representations or warranties that these products are free from patent, copyright, or mask work right infringement, unless otherwise specified.



Voltage regulator diodes

BZX585 series

---

**NOTES**

Voltage regulator diodes

BZX585 series

---

**NOTES**

Voltage regulator diodes

BZX585 series

---

**NOTES**

# Philips Semiconductors – a worldwide company

**Argentina:** see South America

**Australia:** 3 Figtree Drive, HOME BUSH, NSW 2140,  
Tel. +61 2 9704 8141, Fax. +61 2 9704 8139

**Austria:** Computerstr. 6, A-1101 WIEN, P.O. Box 213,  
Tel. +43 1 60 101 1248, Fax. +43 1 60 101 1210

**Belarus:** Hotel Minsk Business Center, Bld. 3, r. 1211, Volodarski Str. 6,  
220050 MINSK, Tel. +375 172 20 0733, Fax. +375 172 20 0773

**Belgium:** see The Netherlands

**Brazil:** see South America

**Bulgaria:** Philips Bulgaria Ltd., Energoproject, 15th floor,  
51 James Bourchier Blvd., 1407 SOFIA,  
Tel. +359 2 68 9211, Fax. +359 2 68 9102

**Canada:** PHILIPS SEMICONDUCTORS/COMPONENTS,  
Tel. +1 800 234 7381, Fax. +1 800 943 0087

**China/Hong Kong:** 501 Hong Kong Industrial Technology Centre,  
72 Tat Chee Avenue, Kowloon Tong, HONG KONG,  
Tel. +852 2319 7888, Fax. +852 2319 7700

**Colombia:** see South America

**Czech Republic:** see Austria

**Denmark:** Sydhavnsgade 23, 1780 COPENHAGEN V,  
Tel. +45 33 29 3333, Fax. +45 33 29 3905

**Finland:** Sinikalliontie 3, FIN-02630 ESPOO,  
Tel. +358 9 615 800, Fax. +358 9 6158 0920

**France:** 51 Rue Carnot, BP317, 92156 SURESNES Cedex,  
Tel. +33 1 4099 6161, Fax. +33 1 4099 6427

**Germany:** Hammerbrookstraße 69, D-20097 HAMBURG,  
Tel. +49 40 2353 60, Fax. +49 40 2353 6300

**Hungary:** see Austria

**India:** Philips INDIA Ltd, Band Box Building, 2nd floor,  
254-D, Dr. Annie Besant Road, Worli, MUMBAI 400 025,  
Tel. +91 22 493 8541, Fax. +91 22 493 0966

**Indonesia:** PT Philips Development Corporation, Semiconductors Division,  
Gedung Philips, Jl. Buncit Raya Kav.99-100, JAKARTA 12510,  
Tel. +62 21 794 0040 ext. 2501, Fax. +62 21 794 0080

**Ireland:** Newstead, Clonskeagh, DUBLIN 14,  
Tel. +353 1 7640 000, Fax. +353 1 7640 200

**Israel:** RAPAC Electronics, 7 Kehilat Saloniki St, PO Box 18053,  
TEL AVIV 61180, Tel. +972 3 645 0444, Fax. +972 3 649 1007

**Italy:** PHILIPS SEMICONDUCTORS, Via Casati, 23 - 20052 MONZA (MI),  
Tel. +39 039 203 6838, Fax +39 039 203 6800

**Japan:** Philips Bldg 13-37, Kohnan 2-chome, Minato-ku,  
TOKYO 108-8507, Tel. +81 3 3740 5130, Fax. +81 3 3740 5057

**Korea:** Philips House, 260-199 Itaewon-dong, Yongsan-ku, SEOUL,  
Tel. +82 2 709 1412, Fax. +82 2 709 1415

**Malaysia:** No. 76 Jalan Universiti, 46200 PETALING JAYA, SELANGOR,  
Tel. +60 3 750 5214, Fax. +60 3 757 4880

**Mexico:** 5900 Gateway East, Suite 200, EL PASO, TEXAS 79905,  
Tel. +9-5 800 234 7381, Fax +9-5 800 943 0087

**Middle East:** see Italy

**Netherlands:** Postbus 90050, 5600 PB EINDHOVEN, Bldg. VB,  
Tel. +31 40 27 82785, Fax. +31 40 27 88399

**New Zealand:** 2 Wagener Place, C.P.O. Box 1041, AUCKLAND,  
Tel. +64 9 849 4160, Fax. +64 9 849 7811

**Norway:** Box 1, Manglerud 0612, OSLO,  
Tel. +47 22 74 8000, Fax. +47 22 74 8341

**Pakistan:** see Singapore

**Philippines:** Philips Semiconductors Philippines Inc.,  
106 Valero St. Salcedo Village, P.O. Box 2108 MCC, MAKATI,  
Metro MANILA, Tel. +63 2 816 6380, Fax. +63 2 817 3474

**Poland:** Al.Jerozolimskie 195 B, 02-222 WARSAW,  
Tel. +48 22 5710 000, Fax. +48 22 5710 001

**Portugal:** see Spain

**Romania:** see Italy

**Russia:** Philips Russia, Ul. Usatcheva 35A, 119048 MOSCOW,  
Tel. +7 095 755 6918, Fax. +7 095 755 6919

**Singapore:** Lorong 1, Toa Payoh, SINGAPORE 319762,  
Tel. +65 350 2538, Fax. +65 251 6500

**Slovakia:** see Austria

**Slovenia:** see Italy

**South Africa:** S.A. PHILIPS Pty Ltd., 195-215 Main Road Martindale,  
2092 JOHANNESBURG, P.O. Box 58088 Newville 2114,  
Tel. +27 11 471 5401, Fax. +27 11 471 5398

**South America:** Al. Vicente Pinzon, 173, 6th floor,  
04547-130 SÃO PAULO, SP, Brazil,  
Tel. +55 11 821 2333, Fax. +55 11 821 2382

**Spain:** Balmes 22, 08007 BARCELONA,  
Tel. +34 93 301 6312, Fax. +34 93 301 4107

**Sweden:** Kottbygatan 7, Akalla, S-16485 STOCKHOLM,  
Tel. +46 8 5985 2000, Fax. +46 8 5985 2745

**Switzerland:** Allmendstrasse 140, CH-8027 ZÜRICH,  
Tel. +41 1 488 2741 Fax. +41 1 488 3263

**Taiwan:** Philips Semiconductors, 5F, No. 96, Chien Kuo N. Rd., Sec. 1,  
TAIPEI, Taiwan Tel. +886 2 2134 2451, Fax. +886 2 2134 2874

**Thailand:** PHILIPS ELECTRONICS (THAILAND) Ltd.,  
60/14 MOO 11, Bangna Trad Road KM. 3, Bagna, BANGKOK 10260,  
Tel. +66 2 361 7910, Fax. +66 2 398 3447

**Turkey:** Yukari Dudullu, Org. San. Blg., 2.Cad. Nr. 28 81260 Umraniye,  
ISTANBUL, Tel. +90 216 522 1500, Fax. +90 216 522 1813

**Ukraine:** PHILIPS UKRAINE, 4 Patrice Lumumba str., Building B, Floor 7,  
252042 KIEV, Tel. +380 44 264 2776, Fax. +380 44 268 0461

**United Kingdom:** Philips Semiconductors Ltd., 276 Bath Road, Hayes,  
MIDDLESEX UB3 5BX, Tel. +44 208 730 5000, Fax. +44 208 754 8421

**United States:** 811 East Arques Avenue, SUNNYVALE, CA 94088-3409,  
Tel. +1 800 234 7381, Fax. +1 800 943 0087

**Uruguay:** see South America

**Vietnam:** see Singapore

**Yugoslavia:** PHILIPS, Trg N. Pasica 5/v, 11000 BEOGRAD,  
Tel. +381 11 3341 299, Fax.+381 11 3342 553

**For all other countries apply to:** Philips Semiconductors,  
Marketing Communications, Building BE-p, P.O. Box 218, 5600 MD EINDHOVEN,  
The Netherlands, Fax. +31 40 27 24825

**Internet:** <http://www.semiconductors.philips.com>

© Philips Electronics N.V. 2000

SCA 70

All rights are reserved. Reproduction in whole or in part is prohibited without the prior written consent of the copyright owner.

The information presented in this document does not form part of any quotation or contract, is believed to be accurate and reliable and may be changed without notice. No liability will be accepted by the publisher for any consequence of its use. Publication thereof does not convey nor imply any license under patent- or other industrial or intellectual property rights.

Printed in The Netherlands

613514/02/pp12

Date of release: 2000 Oct 20

Document order number: 9397 750 07374

*Let's make things better.*

**Philips**  
Semiconductors



**PHILIPS**