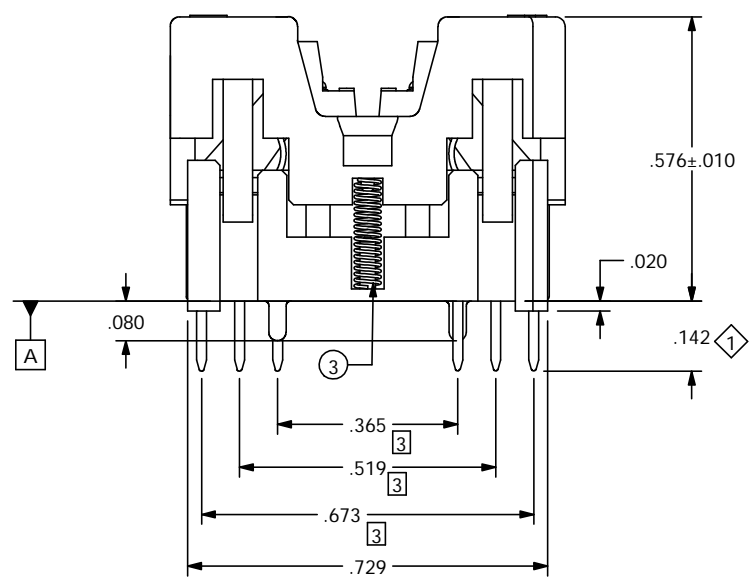
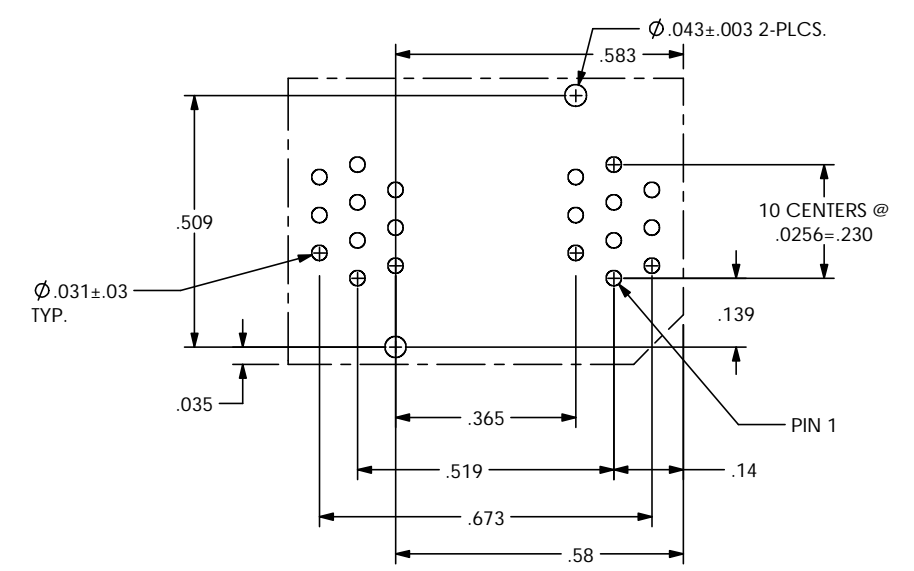
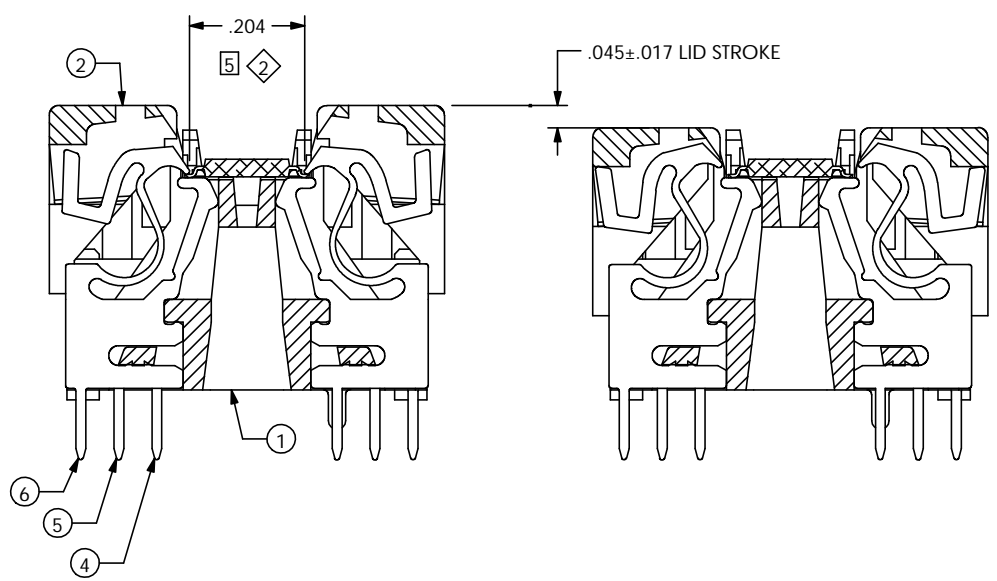
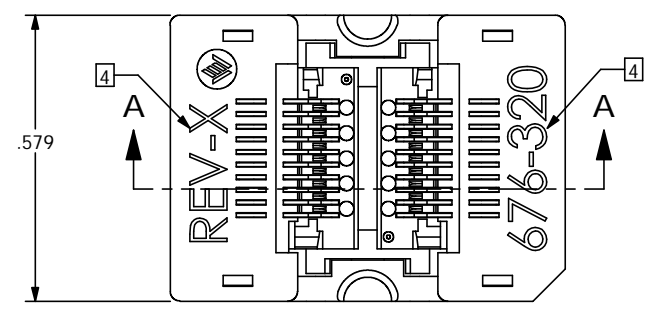
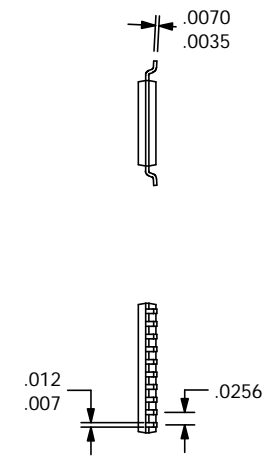
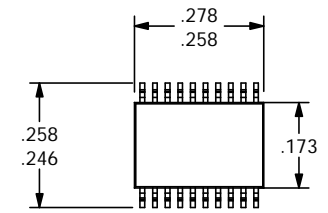
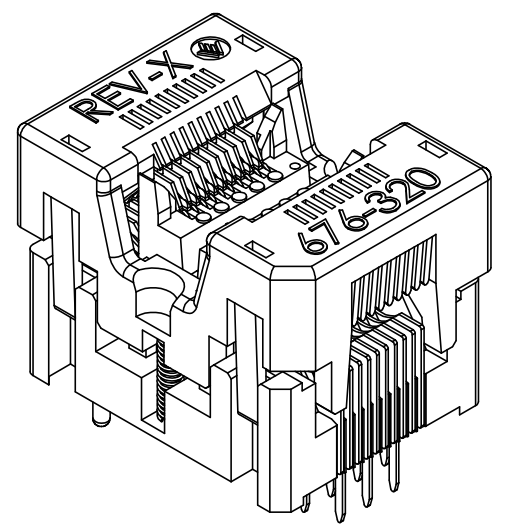
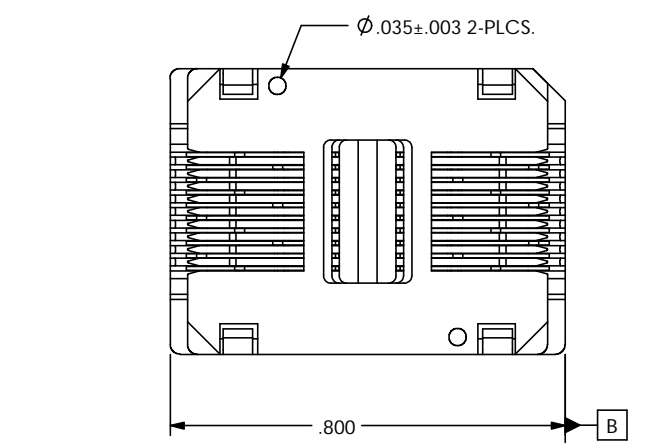


A	C	P	REV	DATE	BY	ECN#	REV	DATE	BY	ECN#	REV	DATE	BY	ECN#
X	X	-	C1	4-12-01	KM	01-0122	C2	6-5-01	KM	01-0199	C3	7-5-01	KM	01-0226



SECTION A-A
SOCKET IN CLOSED POSITION WITH CUSTOMERS DEVICE. **SECTION A-A**
SOCKET FULLY ACTUATED WITH CUSTOMERS DEVICE.

FOOTPRINT
FOOTPRINT AS VIEWED LOOKING DOWN FROM TOP OF SOCKET.
RECOMMENDED HOLE PATTERN



CUSTOMERS DEVICE

5 NOSE TO NOSE DIMENSION WITH OUT DEVICE
 4 MARK IN .079 (2.0mm) HIGH LETTERS IN APPROXIMATE LOCATION AS SHOWN. INSERT THE REVISION LETTER OF THIS DRAWING IN PLACE OF THE LETTER "X". THE TABLE SHOWS THE SIGNIFANCE OF THE PART NUMBER PRINTING.
 3 $\frac{\text{---}}{\text{---}} .003 \text{ B}$
 2 SOPCKET MUST MEET REQUIREMENTS OF WELLS-CTI ENG. SPEC #ES-P-676.
 1 AFTER ASSEMBLY CONTACT TAILS MUST MEET POSITIONAL TOL. PER PIN GAGE #T-0657.

SERIES #	-	PKG. WIDTH	CONTACT QTY.
676	-	3	20

LEGEND	
\diamond	CRITICAL
3	TOTAL NO. OF \diamond USED
SIZE	PROJECTION
D	

THIS DOCUMENT CONTAINS PROPRIETARY INFORMATION THAT IS THE SOLE PROPERTY OF WELLS-CTI. THIS INFORMATION IS TO BE HELD BY ITS RECIPIENT ON A CONFIDENTIAL BASIS, AND IS NOT TO BE DISCLOSED TO OTHERS OR USED WITHOUT WRITTEN CONSENT OF WELLS-CTI.
DO NOT SCALE

MATERIAL / FINISH	REFERENCE	PROJECT / SERIES	TOLERANCES
		676	.XX ±.01 .XXX ±.005 .XXXX ±.001 ANGLE ±1°

DRAWN	DATE
RESKE	2-11-95
CHECKED	DATE
HOHULIN	3-10-95
ENGINEER	DATE
P.C.	2-17-95
ENG. SUPRV.	DATE
T.L.	3-14-95
MFG. ENGR.	DATE
D.R.M.	3-14-95

ITEM	PART NUMBER	QTY.	DESCRIPTION
1	9473002	1	BASE
2	9606001	1	LID
3	2076001	2	.057 X .313 COMP. SPR
5	1108012	8	CONTACT
6	1108011	6	CONTACT
7	1108013	6	CONTACT

WELLS-CTI SOUTH BEND INDIANA USA
 A subsidiary of PCD inc.

PART NAME	20 LD. ISOP/SSOP SOCKET
PART NUMBER	676-3200111
SCALE	5:1
UNITS:	in
CAD NUMBER	676-3200111.SLDDRW
SHEET	1 OF 1