

## 2SC4927

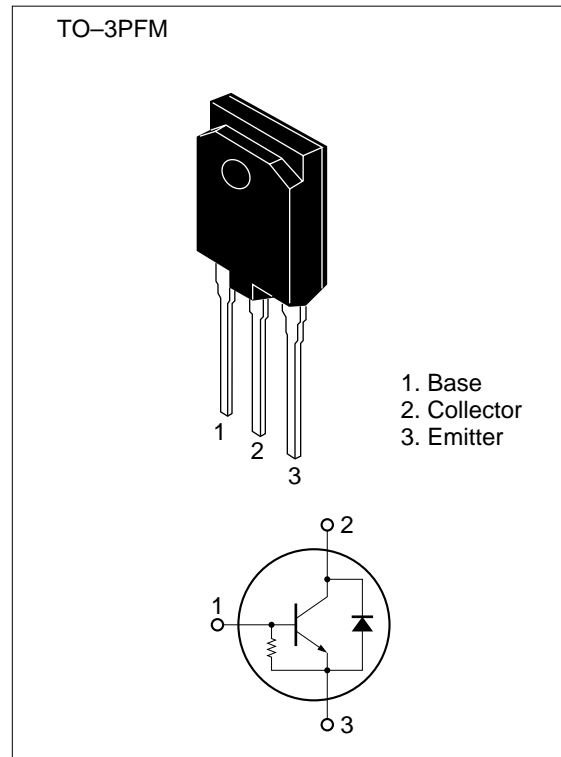
Silicon NPN Triple Diffused

### Application

TV/Character display horizontal deflection output

### Features

- High breakdown voltage  
 $V_{CES} = 1500 \text{ V}$
- Built-in damper diode type
- Isolated package  
TO-3PFM



### Absolute Maximum Ratings ( $T_a = 25^\circ\text{C}$ )

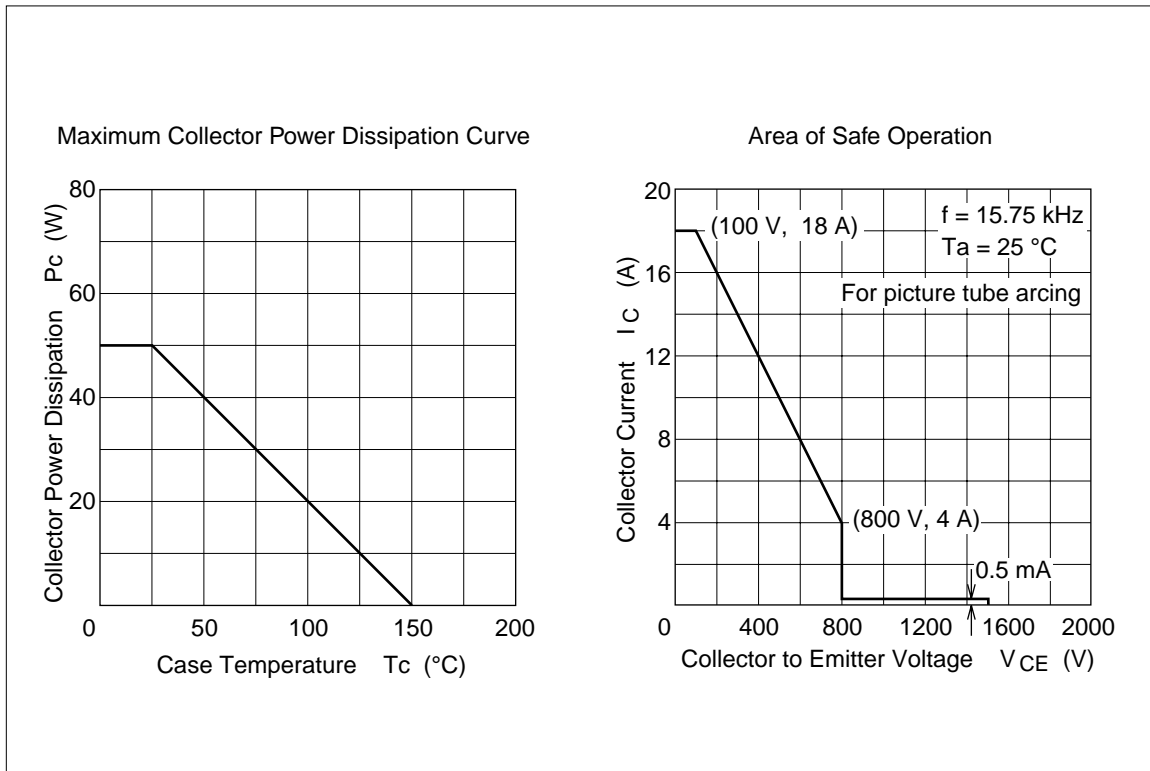
Item	Symbol	Rating	Unit
Collector to emitter voltage	$V_{CES}$	1500	V
Emitter to base voltage	$V_{EBO}$	6	V
Collector current	$I_C$	8	A
Collector peak current	$i_{c(\text{peak})}$	9	A
Collector surge current	$i_{c(\text{surge})}$	18	A
Collector power dissipation	$P_C^{*1}$	50	W
Junction temperature	$T_j$	150	$^\circ\text{C}$
Storage temperature	$T_{\text{stg}}$	-55 to +150	$^\circ\text{C}$
C to E diode forward current	$I_D$	8	A

Note: 1. Value at  $T_C = 25^\circ\text{C}$ .

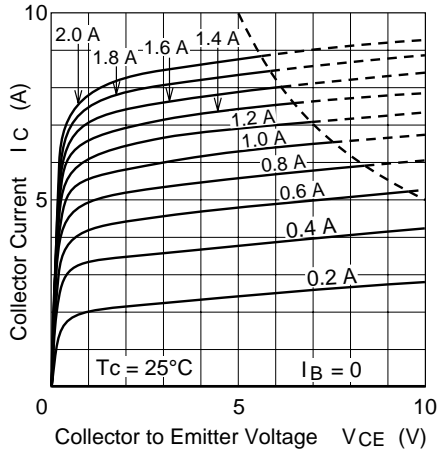
## 2SC4927

### Electrical Characteristics (Ta = 25°C)

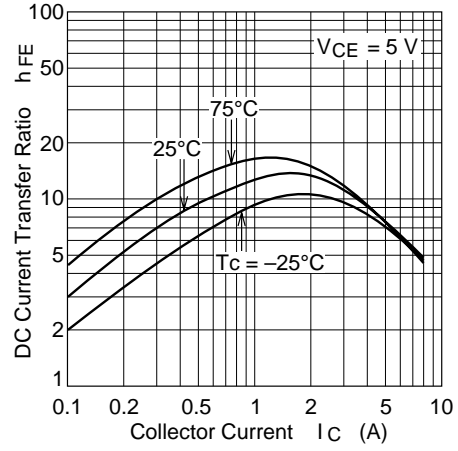
Item	Symbol	Min	Typ	Max	Unit	Test Conditions
Emitter to base breakdown voltage	$V_{(BR)EBO}$	6	—	—	V	$I_E = 500 \text{ mA}$ , $I_C = 0$
Collector cutoff current	$I_{CES}$	—	—	500	$\mu\text{A}$	$V_{CE} = 1500 \text{ V}$ , $R_{BE} = 0$
DC current transfer ratio	$h_{FE}$	—	—	25	—	$V_{CE} = 5 \text{ V}$ , $I_C = 1 \text{ A}$
Collector to emitter saturation voltage	$V_{CE(sat)}$	—	—	5	V	$I_C = 6 \text{ A}$ , $I_B = 1.2 \text{ A}$
Base to emitter saturation voltage	$V_{BE(sat)}$	—	—	1.5	V	$I_C = 6 \text{ A}$ , $I_B = 1.2 \text{ A}$
C to E diode forward voltage	$V_{ECF}$	—	—	2.0	V	$I_F = 8 \text{ A}$
Fall time	$t_f$	—	—	0.5	$\mu\text{s}$	$I_{CP} = 6 \text{ A}$ , $I_{B1} = 1.2 \text{ A}$ , $I_{B2} \approx -2.4 \text{ A}$ , $f_H = 31.5 \text{ kHz}$



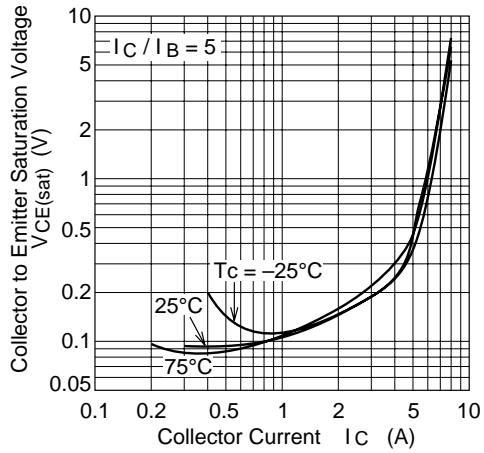
Typical Output Characteristics



DC Current Transfer Ratio vs. Collector Current



Collector to Emitter Saturation Voltage vs. Collector Current



Base to Emitter Saturation Voltage vs. Collector Current

