

# International IOR Rectifier

## 150EBU04

### Ultrafast Soft Recovery Diode

#### Features

- Ultrafast Recovery
- 175°C Operating Junction Temperature

#### Benefits

- Reduced RFI and EMI
- Higher Frequency Operation
- Reduced Snubbing
- Reduced Parts Count

$$t_{rr} = 60\text{ns}$$

$$I_{F(AV)} = 150\text{Amp}$$

$$V_R = 400\text{V}$$

#### Description/Applications

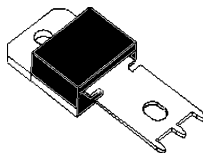
These diodes are optimized to reduce losses and EMI/ RFI in high frequency power conditioning systems. The softness of the recovery eliminates the need for a snubber in most applications. These devices are ideally suited for HF welding, power converters and other applications where switching losses are not significant portion of the total losses.

#### Absolute Maximum Ratings

Parameters	Max	Units
$V_R$ Cathode to Anode Voltage	400	V
$I_{F(AV)}$ Continuous Forward Current, $T_C = 104^\circ\text{C}$	150	A
$I_{FSM}$ Single Pulse Forward Current, $T_C = 25^\circ\text{C}$	1500	
$I_{FRM} \text{ } \textcircled{1}$ Maximum Repetitive Forward Current	300	
$T_J, T_{STG}$ Operating Junction and Storage Temperatures	- 55 to 175	$^\circ\text{C}$

$\textcircled{1}$  Square Wave, 20kHz

#### Case Styles



PowIRtab

**Electrical Characteristics @  $T_J = 25^\circ\text{C}$  (unless otherwise specified)**

Parameters	Min	Typ	Max	Units	Test Conditions
$V_{BR}$ , $V_r$ Breakdown Voltage, Blocking Voltage	400	-	-	V	$I_R = 200\mu\text{A}$
$V_F$ Forward Voltage	-	1.07	1.3	V	$I_F = 150\text{A}$
	-	0.9	1.1	V	$I_F = 150\text{A}$ , $T_J = 175^\circ\text{C}$
	-	0.96	1.17	V	$I_F = 150\text{A}$ , $T_J = 125^\circ\text{C}$
$I_R$ Reverse Leakage Current	-	-	50	$\mu\text{A}$	$V_R = V_R$ Rated
	-	-	4	mA	$T_J = 150^\circ\text{C}$ , $V_R = V_R$ Rated
$C_T$ Junction Capacitance	-	100	-	pF	$V_R = 400\text{V}$
$L_S$ Series Inductance	-	3.5	-	nH	Measured lead to lead 5mm from package body

**Dynamic Recovery Characteristics @  $T_J = 25^\circ\text{C}$  (unless otherwise specified)**

Parameters	Min	Typ	Max	Units	Test Conditions
$t_{rr}$ Reverse Recovery Time	-	-	60	ns	$I_F = 1.0\text{A}$ , $di_F/dt = 200\text{A}/\mu\text{s}$ , $V_R = 30\text{V}$
	-	93	-		$T_J = 25^\circ\text{C}$
	-	172	-		$T_J = 125^\circ\text{C}$
$I_{RRM}$ Peak Recovery Current	-	11	-	A	$T_J = 25^\circ\text{C}$
	-	20	-		$T_J = 125^\circ\text{C}$
$Q_{rr}$ Reverse Recovery Charge	-	490	-	nC	$T_J = 25^\circ\text{C}$
	-	1740	-		$T_J = 125^\circ\text{C}$

**Thermal - Mechanical Characteristics**

Parameters	Min	Typ	Max	Units
$R_{thJC}$ Thermal Resistance, Junction to Case			0.35	K/W
$R_{thCS}$ ② Thermal Resistance, Case to Heatsink		0.2		
Wt Weight			5.02	g
		0.18		(oz)
T Mounting Torque	1.2		2.4	N * m
	10		20	lbf.in

② Mounting Surface, Flat, Smooth and Greased

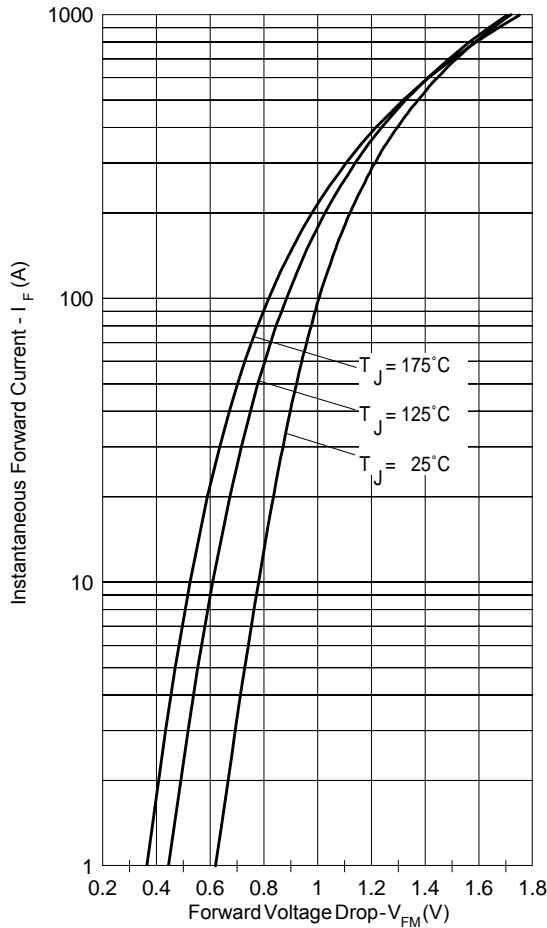


Fig. 1 - Typical Forward Voltage Drop Characteristics

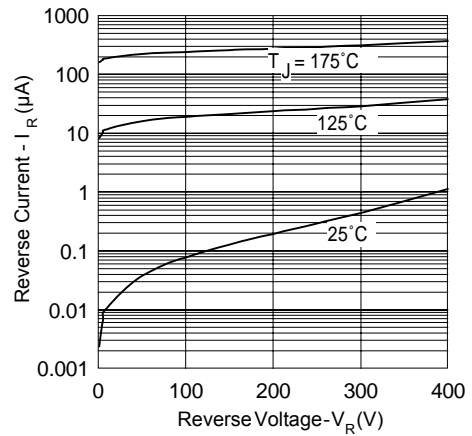


Fig. 2 - Typical Values Of Reverse Current Vs. Reverse Voltage

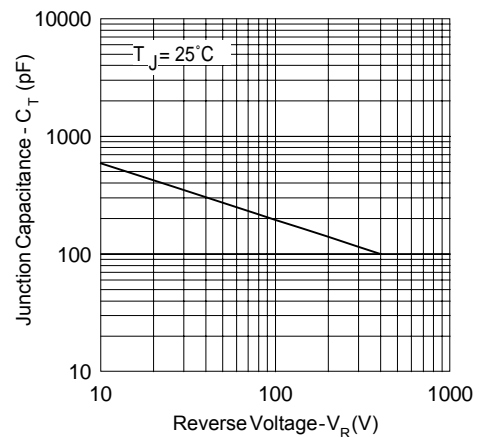


Fig. 3 - Typical Junction Capacitance Vs. Reverse Voltage

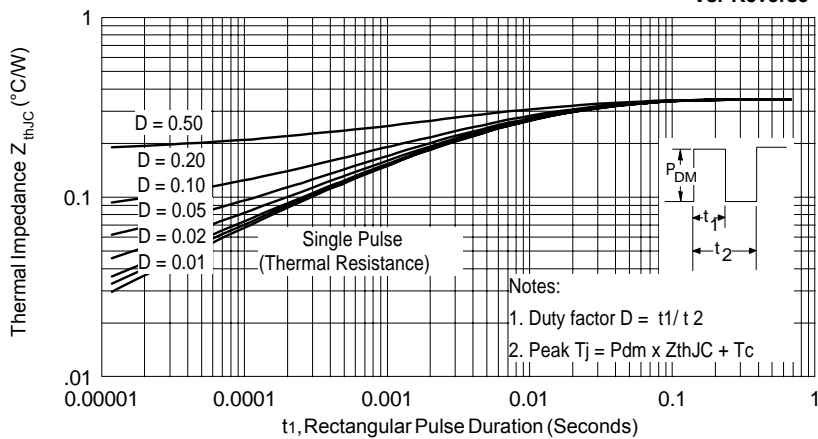
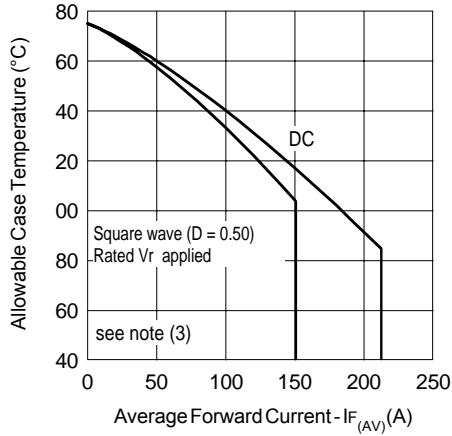
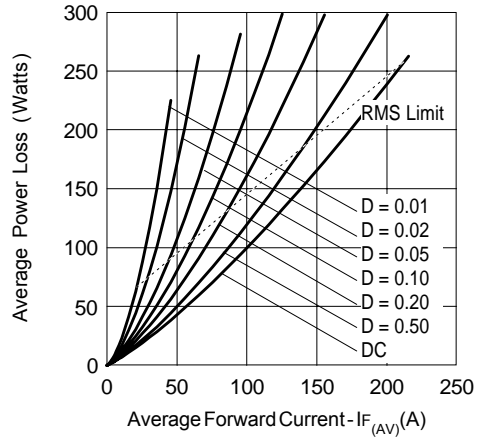


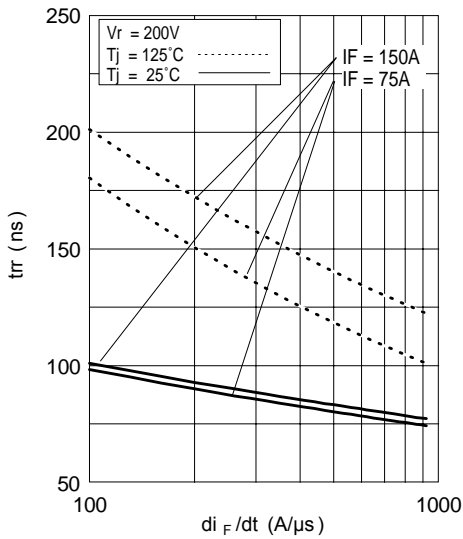
Fig. 4 - Max. Thermal Impedance  $Z_{thJC}$  Characteristics



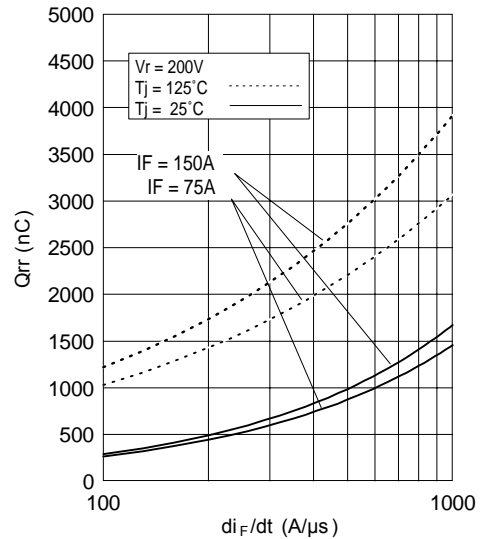
**Fig. 5 - Max. Allowable Case Temperature Vs. Average Forward Current**



**Fig. 6 - Forward Power Loss Characteristics**

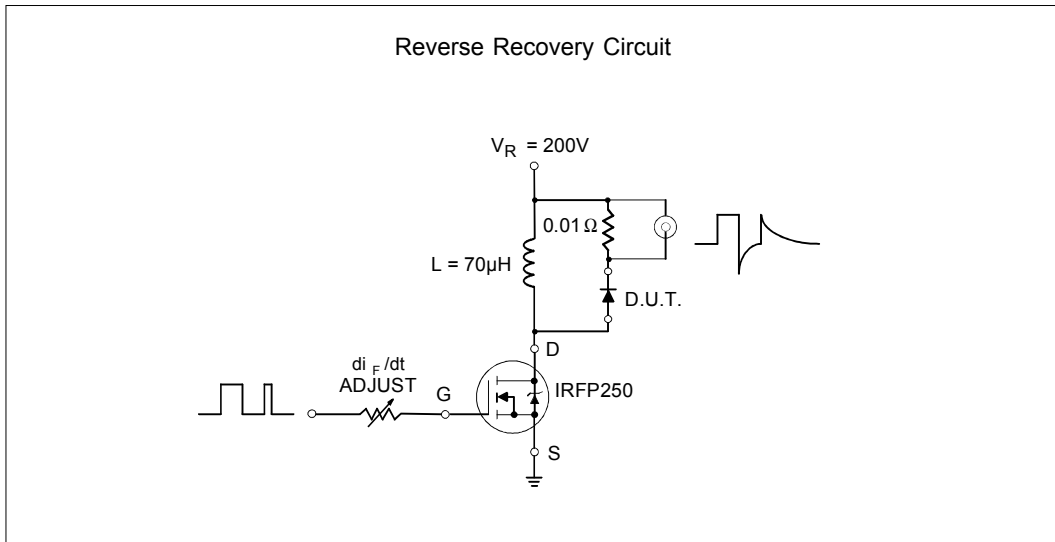


**Fig. 7 - Typical Reverse Recovery time vs.  $di_F/dt$**

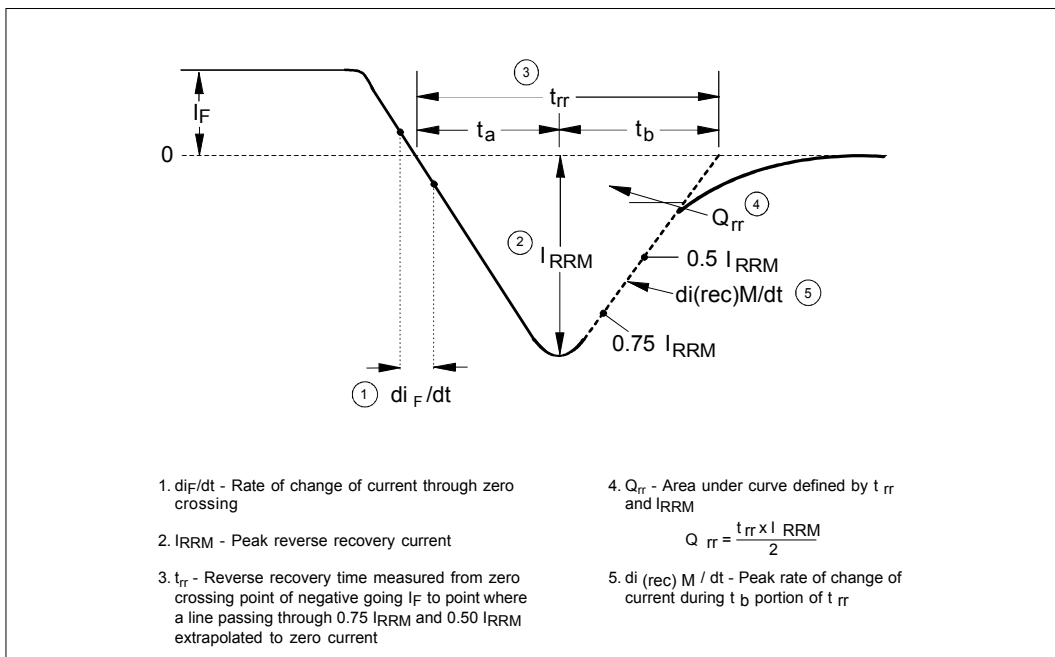


**Fig. 8 - Typical Stored Charge vs.  $di_F/dt$**

(3) Formula used:  $T_C = T_J - (Pd + Pd_{REV}) \times R_{thJC}$ ;  
 $Pd = \text{Forward Power Loss} = I_{F(AV)} \times V_{FM} @ (I_{F(AV)} / D)$  (see Fig. 6);  
 $Pd_{REV} = \text{Inverse Power Loss} = V_{R1} \times I_{R1} (1 - D)$ ;  $I_{R1} @ V_{R1} = \text{rated } V_R$

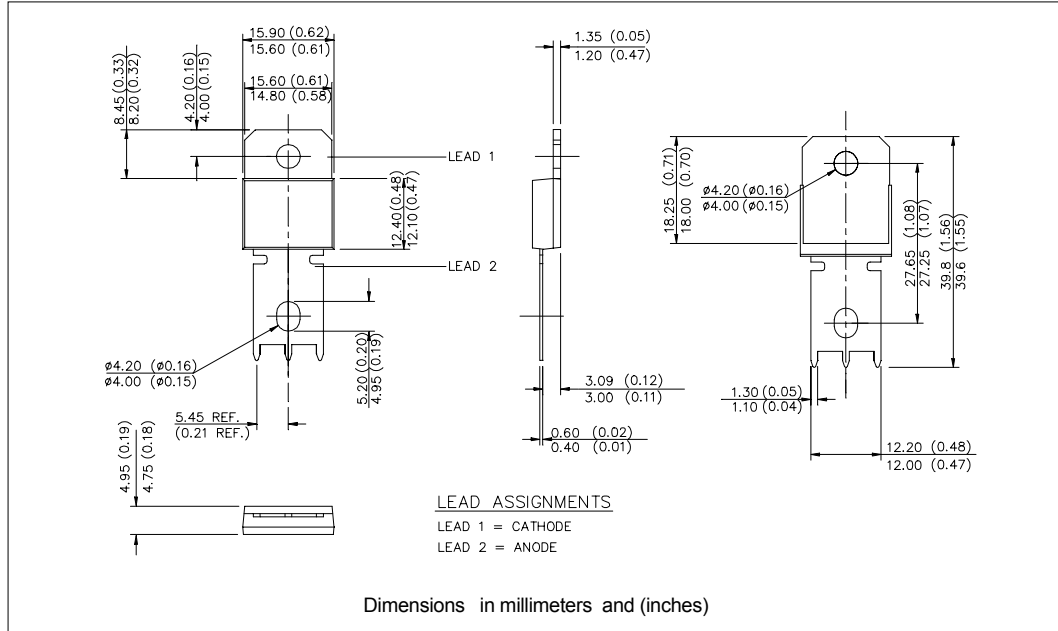


**Fig. 9- Reverse Recovery Parameter Test Circuit**



**Fig. 10 - Reverse Recovery Waveform and Definitions**

Outline Table



Ordering Information Table

Device Code				
<b>150</b>	<b>E</b>	<b>B</b>	<b>U</b>	<b>04</b>
①	②	③	④	⑤
<b>1</b>	-	Current Rating	(150 = 150A)	
<b>2</b>	-	Single Diode		
<b>3</b>	-	Pow/Rtab	(Ultrafast/ Hyperfast only)	
<b>4</b>	-	Ultrafast Recovery		
<b>5</b>	-	Voltage Rating	(04 = 400V)	